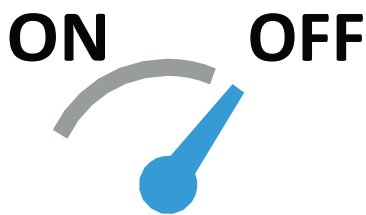


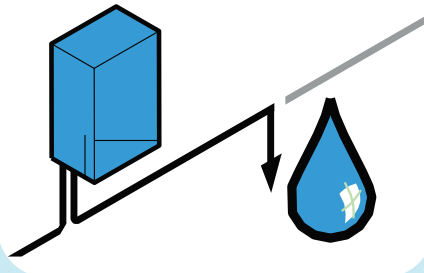
## CalLytic 22mm/15mm

### INSTALLATION INSTRUCTIONS

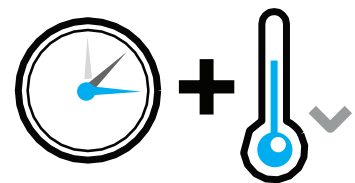
- 1** Turn off water supply.  
Allow time for system to cool down if fitted in line



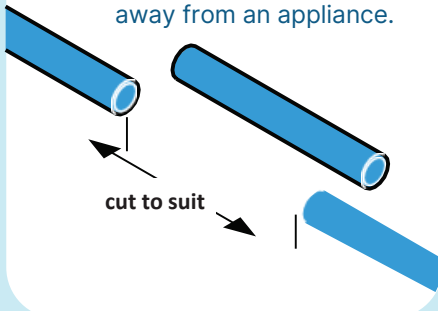
- 2** Drain relevant pipework or system where the Calmag unit is to be installed



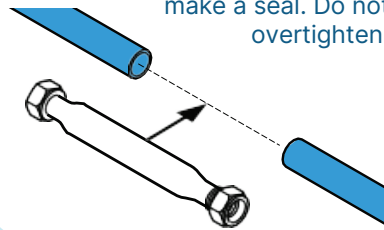
- 3** Allow time for system to cool down if fitted in line



- 4** Cut pipe to suit length of unit. The unit should be installed no less than 1m away from an appliance.



- 5** Push the unit into place, ensuring that the fittings are pushed fully into position. Tighten the compression fittings to make a seal. Do not overtighten.



- 6** Re-open the system slowly. Check for leaks.

