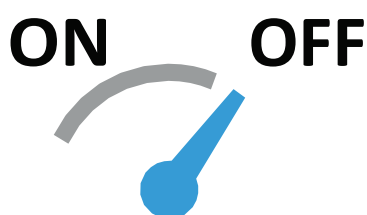


## CalGlow 22mm/15mm

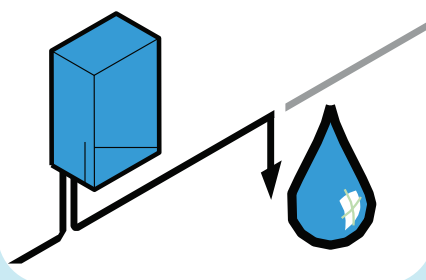
### INSTALLATION INSTRUCTIONS

#### 1 Turn off water supply.

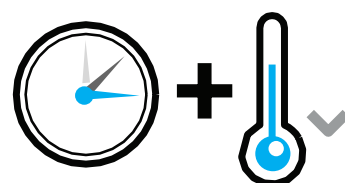
Allow time for system to cool down if fitted in line



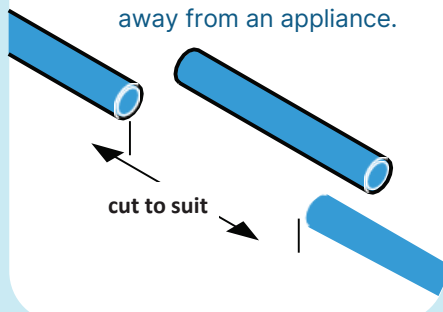
#### 2 Drain relevant pipework or system where the Calmag unit is to be installed




#### 3 Allow time for system to cool down if fitted in line



#### 4 Cut pipe to suit length of unit. The unit should be installed no less than 1m away from an appliance.



#### 5 Push the unit into place, ensuring that the fittings are pushed fully into position. Tighten the compression fittings to make a seal. Do not overtighten.



#### 6 Re-open the system slowly. Check for leaks.

